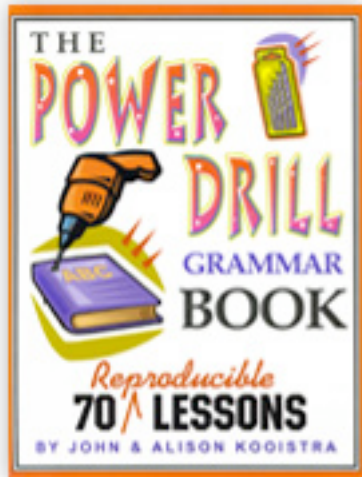


The Power Drill Grammar Book

70 Reproducible Lessons



The reproducible, high-energy *Power Drill Grammar Book* offers 70 lessons on basic grammatical structures, common usage problems, the fundamentals of punctuation, and elementary paragraphing skills.

This ESL textbook is intended for use with grammar students in elementary schools and middle schools. There are seven units, and each consists of ten lessons, including a feature lesson called "The Grammar Games."

The *Power Drill Grammar Book* aims to combine enjoyment with learning, on the principle that grammar can be the most enjoyable ESL class of all.

- High-Beginner to Low-Intermediate levels**
- Suitable for grade 3 through to adult ages**
- 70 pages**

For a complete list of units included in *The Power Drill Grammar Book*, view the Table of Contents on Page 3 of this document.

Note: This is a non-printable sample. To purchase and download the complete eBook, select the "Add to Cart" button on our eBook main page.

For more information on this or any of our other eBooks, write to info@esl-library.com.

The Power Drill Grammar Book

By John & Alison Kooistra

Illustrations by Cynthia DiSimone



Table of Contents

UNIT ONE

Lesson 1 – Sentences	1
Lesson 2 – Verbs.	2
Lesson 3 – Verbs.	3
Lesson 4a – Past. Present. Future	4a
Lesson 4b – Past. Present. Future	4b
Lesson 5 – Past. Present. Future.	5
Lesson 6 – Capital Letters	6
Lesson 7 – Capital Letters	7
Lesson 8 – Capital Letters	8
Lesson 9 – Grammar Games!	9
Lesson 10 – Review.	10

UNIT TWO

Lesson 11 – Question Sentences.	11
Lesson 12 – Questions.	12
Lesson 13 – Nouns	13
Lesson 14 – Nouns	14
Lesson 15 – Pronouns	15
Lesson 16 – Commas (Time, Place)	16
Lesson 17 – Commas (Addresses)	17
Lesson 18 – Commas (Series)	18
Lesson 19 – Grammar Games!	19
Lesson 20 – Review.	20

UNIT THREE

Lesson 21 – Nouns (Single, Plural)	21
Lesson 22 – Singular Nouns (Ownership)	22
Lesson 23 – Plural Nouns (Ownership)	23
Lesson 24 – Pronouns (Ownership)	24
Lesson 25 – Pronouns (Ownership)	25
Lesson 26 – Nouns and Pronouns	26
Lesson 27 – Capital Letters (Titles)	27
Lesson 28 – Commas	28
Lesson 29 – Grammar Games!	29
Lesson 30 – Review	30

UNIT FOUR

Lesson 31 – Verbs	31
Lesson 32 – Verbs	32
Lesson 33 – Adjectives	33
Lesson 34 – Verbs and Adjectives	34
Lesson 35 – Adverbs	35
Lesson 36 – Adverb Phrases	36
Lesson 37 – Contractions	37
Lesson 38 – Contractions	38
Lesson 39 – Grammar Games! (Crossword)	39
Lesson 40 – Review	40

UNIT FIVE

Lesson 41 – Exclamations!	41
Lesson 42 – Paragraphs (Capitals)	42
Lesson 43 – Writing Paragraphs	43
Lesson 44 – Writing Paragraphs	44
Lesson 45 – Usage: I/ me	45
Lesson 46 – Quotations	46
Lesson 47 – Quotations	47
Lesson 48 – Quotations	48
Lesson 49 – Grammar Games!	49
Lesson 50 – Review	50

UNIT SIX

Lesson 51 – Using “There...”	51
Lesson 52 – Using may and can	52
Lesson 53 – Using sit and set	53
Lesson 54 – Gonna, Gotta, etc.	54
Lesson 55 – Coulda, Woulda, etc.	55
Lesson 56 – Himself, Herself	56
Lesson 57 – Using Good and Well	57
Lesson 58 – Slang.	58
Lesson 59 – Grammar Games!	59
Lesson 60 – Review	60

UNIT SEVEN – REVIEW UNIT

Lesson 61 – Parts of Speech	61
Lesson 62 – Parts of Speech	62
Lesson 63 – Adverb words	63
Lesson 64 – Adverb phrases	64
Lesson 65 – Capital Letters	65
Lesson 66 – Commas	66
Lesson 67 – Contractions, Possessives	67
Lesson 68 – Word Usage	68
Lesson 69 – Grammar Olympics!	69
Lesson 70 – Review (Crossword)	70
Answer Pages	71-74

Lesson 21 – Nouns and Numbers.

Single and Plural

A **noun** is a word that names a **person, place, or thing**.

A **singular noun** is a word that names **one** person, place, or thing.

Plural nouns are words that name **two or more** persons, places, or things.

A. Usually, all you have to do is add an **s** to turn a singular noun into a plural noun.

1. airplane _____



4. book _____




7. friend _____

2. cat _____

5. sister _____

8. donut _____



3. cake _____

6. game _____

9. mall _____

As a class, think of six more nouns that need an **s** to become plural:

1. _____

3. _____

5. _____

2. _____

4. _____

6. _____

B. For singular nouns that end in **s, ss, sh, ch, x,** and **z,** add **es** to make them plural.

1. bus _____



4. dress _____




7. box _____

2. pass _____

5. batch _____

8. fax _____



3. dish _____

6. church _____

9. buzz _____

As a class, think of three more:

1. _____

2. _____

3. _____

C. Next, there is a small list of “rebel” singular nouns that follow a completely different rule. To make them plural, you have to change the spelling. Do you know the plural form for any of these nouns? Your teacher will ask you to spell it out loud, so the rest of you can copy it.

1. man >> men

4. candy >> _____

7. tooth >> _____

2. woman >> _____

5. half >> _____

8. goose >> _____

3. mouse >> _____

6. foot >> _____

9. child >> _____

D. Finally, there are a few nouns that don't change their spelling at all.

Fish, moose, and **sheep** are three examples.

There is one dish, and two dishes, but one fish and **two fish**, although some little kids say “fishies”. One peep, and two peeps, but one sheep, two sheep, or a **thousand sheep!** One goose, two geese; one papoose, two papooses; but **not** two *meese* or *mooses!* Just moose!

Lesson 22 – Singular Nouns and Ownership

Apostrophes (pronounced, “a-PAW-stra-fee”).

A **noun** is a word that names a **person, place, or thing**.

A **singular noun** is a word that names one person, place, or thing.

To make a singular noun show **possession, ownership, or relationship**, add an **apostrophe** and an **s**.



Jimmy >> Jimmy's

Jimmy's skateboard lost a wheel.

(ownership)

Jimmy's arm is broken.

Jimmy's mother is upset.

(relationship)

boy >> boy's

That boy's brother is my friend.

girl >> girl's

That poor girl's computer caught a bad virus.

church >> church's

Only my church's bells were ringing.



A. Change the singular nouns to show ownership by adding 's.

1. child_____

7. supermodel_____

13. flower_____

2. toy_____

8. sandal_____

14. doctor_____

3. house_____

9. goose_____

15. teddy bear_____

4. cookie_____

10. father_____

16. knee_____

5. woman_____

11. foot_____

17. girl_____

6. guy_____

12. neighbor_____

18. teacher_____

B. Take four of the singular possessive nouns above, and make sentences out of them. For fun, try to use a second noun from the list in your sentences.

Examples: The **supermodel's** **cookie** was crumbly. The **teacher's** **goose** was in the oven.

(7)

(4)

(18)

(9)

1. _____.

2. _____.

3. _____.

4. _____.

Lesson 23 – Plural Nouns and Ownership


Apostrophes (pronounced, “a-PAW-stra-fee”).

A **noun** is a word that names a **person, place, or thing**.

Plural nouns are words that name **two or more** persons, places, or things.

To make most **plural nouns** show **possession, ownership, or relationship**, add an **apostrophe** *after* the **s**.

- | | |
|---------------------|---|
| boys >> boys' | The boys' all-star team won the championship. |
| girls >> girls' | The girls' computers all got viruses. |
| church >> churches' | All the churches' bells were ringing. |



Some plural nouns do not end in an **s**.

Examples: men, women, children, sheep.

In these cases, do the same thing that you did for singular nouns – add an apostrophe and an **s**.

- | | |
|------------------|---|
| men >> men's | The men's basketball team lost last night. |
| women >> women's | The women's basketball team beat them. |
| sheep >> sheep's | The sheep's owner looked like one of his sheep. |

A. Change the plural nouns to show ownership by adding an **'** or an **'s**.

- | | | |
|------------------|---------------------|----------------------|
| 1. children_____ | 7. supermodels_____ | 13. flowers_____ |
| 2. toys_____ | 8. sandals_____ | 14. doctors_____ |
| 3. houses_____ | 9. geese_____ | 15. teddy bears_____ |
| 4. cookies_____ | 10. parents_____ | 16. knees_____ |
| 5. women_____ | 11. feet_____ | 17. girls_____ |
| 6. boys_____ | 12. neighbors_____ | 18. teachers_____ |



B. Take four of the plural possessive nouns above and make sentences out of them.

1. _____.
2. _____.
3. _____.
4. _____.

UNIT THREE

Name: _____

Lesson 24 – Pronouns Showing
Ownership, Relationship

Date: _____

A pronoun is a word used in place of a noun.

There are many kinds of pronouns. These are the ones we use the most.

SINGULAR					PLURAL		
1. I	you	she	he	it	we	you	they
2. me	you	her	him	it	us	you	them
3. my	your	her	his	its	our	your	their
4. mine	yours	hers	his		ours	yours	theirs

Row 3 lists pronouns that describe a relationship (**his** mother) or ownership (**his** bike). The word **his** replaces a word like **Deion's** or **Mary's**.

Row 4 also lists pronouns that describe a relationship or ownership, but these pronouns are used in a different way. They come after the verb.

Examples: That is **my** bike. That bike is **mine**. (NOT, "That is mine bike.")
 That is **her** locker. That locker is **hers**. (NOT, "That is hers locker.")

A. Replace each pair of sentences with two sentences using a pronoun.
 Each pair of sentences says the same thing, but in a different way.

Examples: 1. Those are Tamatha's shoes. Those shoes are Tamatha's.
 (a) Those are **her** shoes. (b) Those shoes are **hers**.



1. That is Joey's Walkman. That Walkman is Joey's.

(a) _____ . (b) _____ .

2. The party was Halle's idea. The idea for the party was Halle's.

(a) _____ . (b) _____ .

B. Fill in the blanks with the correct pronouns.



1. That skateboard belongs to you.

(a) That is _____ skateboard. (b) That skateboard is _____.

2. That basketball belongs to those guys over there.

(a) That is _____ basketball. (b) That basketball is _____.

UNIT THREE

Name: _____

Lesson 25 – Pronouns Showing Ownership, Relationship

Date: _____

A pronoun is a word used in place of a noun. A few pronouns we haven't studied yet are:

- | | |
|-------------------|-----------------------|
| someone, somebody | someone's, somebody's |
| anyone, anybody | anyone's, anybody's, |
| no one, nobody | no one's, nobody's. |

Someone means basically the same thing as **somebody**, **anyone** means the same thing as **anybody**, and **no one** means the same thing as **nobody**.

These pronouns describe people whose names we don't know, or even people who are not there.

A. Change each sentence by using **someone, somebody, anyone, anybody, no one, or nobody**.

Example: I hope a player on our team scores soon.
>> I hope someone on our team scores soon.



1. A person left her sunglasses in the cloakroom.

>> _____.

2. Not one student in this room knows my secret identity.

>> _____.

3. Does a single person on this team know how to pass?

>> _____?

B. Change each sentence by using **someone's, somebody's, anyone's, anybody's, no one's, or nobody's**.

Example: A person's shoes are still in the room.
>> Somebody's shoes are still in the room.

1. That's not one person's business but my own.

>> _____.

2. It's a tough job, but a person's got to do it.

>> _____.

3. Harvey can hack into any person's computer.

>> _____.

UNIT THREE

Name: _____

Lesson 26 – Nouns and Pronouns

Date: _____

A. Read the following paragraph. A blank space follows every noun that should be replaced by a pronoun from the list below. Put the correct pronoun into each blank.

PRONOUNS to use: they, no one’s/nobody’s, them, you, him, your, their, it, my

One summer, Billy and Annika made an obstacle course in (Billy and Annika’s) _____ yard. (Billy and Annika) _____ invited all (Billy and Annika’s) _____ friends to come over and play with (Billy and Annika) _____. First (the kids) _____ all jumped over a lawn chair. Next, (the kids) _____ ran through a maze drawn with chalk on the driveway. (The kids’) _____ last challenge was to throw a basketball through the net without it touching the rim. (Not one of the kids’) _____ shot made it in smoothly except for Billy’s.

“A perfect swish! I’m the winner!” Billy rejoiced. “What’s (Billy’s – he is talking about himself) _____ prize?”

“Well, what would (Billy) _____ like?” the other kids asked.

“I want all of (the other kids’) _____ candy!”

“We’re not going to give you ALL of (the candy) _____ !”

“Why don’t we give (Billy) _____ half of our candy,” Annika suggested to the others. “Then let’s play again.”



B. Write the correct pronoun from the list below into each blank in the following paragraph.

PRONOUNS to use: it, someone/somebody, mine, you, my, her

“Thank _____ for coming to _____ birthday party,” Tammy said to _____ guests. “I hope _____ brought a cake because _____ little brother just knocked [my cake] _____ off the table, and _____ fell onto the carpet.”

UNIT THREE

Name: _____

Lesson 27 – Capital Letters:

Date: _____

Movie Titles, Book Titles, Story Titles

Begin the first word and all important words in the titles of movies and books with a capital letter. Do not use capital letters for words such as **the, a, an, of, in, by, and, for, at, to, under, with** – unless one of them is the first word in the title.

For example: **Snow White and the Seven Dwarfs**



A. Rewrite the following movie titles using capital letters.

the wizard of oz _____

batman returns _____

how the grinch stole christmas _____

star wars: return of the jedi _____

B. Now, write down the names of four of your favorite movies:

1. _____

2. _____

3. _____

4. _____

C. Rewrite the following book titles using capital letters.

Example: **Charlie and the Chocolate Factory**

anne of green gables _____

wonderbaby and the flying bathroom _____

the wind in the willows _____

the magic schoolbus _____

pippi longstocking _____

D. Now, write down the names of four of your favorite books:

1. _____

2. _____

3. _____

4. _____

UNIT THREE

Name: _____

Lesson 28 – Commas

Date: _____

Use a comma to set off the name of a person when you name that person directly in a sentence. Sometimes a comma has to be used before and after the name.

"Jennifer, when did you decide to become a scientist?"

"When did you decide to become a scientist, Jennifer?"

"When did you decide, Jennifer, to become a scientist?"

We also need to put commas after the words **Oh**, **Well**, **Yes**, and **No** when they are the first words in a sentence.

"Oh, I can't remember."

"Well, that's a long story."

"Yes, I would like a swimming pool filled with bubbles."

"No, I don't think so."

A. Put the comma where it belongs in the following sentences.

1. Freddy do you know where I put my pen?

2. Well did you look behind your chair?

3. Yes and it isn't there.

4. I'll bet you tucked it behind your ear again Sally and then forgot about it.

5. No I don't think I did that this time.

6. Well maybe you should check.

7. Fine Freddy I will.

8. Oh there it is!

9. Thank you Freddy.

10. You're welcome Sally.



B. Think of something that you would like someone in this class to do. It can be funny or serious. Now, write the sentence in the space below.


Example: Tony, could you please give our teacher a detention?

1. _____

Lesson 30 – Review

A. Some of the nouns in these sentences need to be turned into plurals, and some of the nouns need to have an 's or an s' added to them to show possession or relationship. Write the corrected sentence under the one with mistakes.

Example: My mother sister owns ten cat .
 My mother's sister owns ten cats.



1. Jimmy team won two trophy in the last tournament.

2. Both of my older sister own dog .

3. The children favorite movie are "Lion King" and "101 Dalmations".

4. All of his friend bike have bell that ring loudly.

B. Replace each pair of sentences with two sentences using a pronoun.

Each pair of sentences says the same thing, but in a different way.

Examples: 1. That is Timmy's Walkman. That Walkman is Timmy's.
 (a) That is his Walkman. (b) That Walkman is his.

1. Those are Amy's books. Those books are Amy's.

(a) _____ . (b) _____ .

2. Playing Sega was those guys' idea. The idea to play Sega was all those guys'.

(a) _____ . (b) _____ .

C. Fill in the blanks with the correct pronouns.

1. That frisbee belongs to you.

(a) That is _____ frisbee. (b) That frisbee is _____.

2. "The world belongs to us, Igor!"

(a) "This is _____ world, Igor!" (b) "The world is _____ , Igor!"



ANSWER PAGES

UNIT ONE

Lesson 1

1, 3, 6, 7 >> Yes. 2, 4, 5 >> No.

Lesson 2

1. comb
2. bought
3. sings
4. has
5. owns
6. eats
7. am
8. looks like.

Lesson 4a,

A. 1. had; 2. have; 3. will have.

B. 1. was; 2. am; 3. will be.

Lesson 4b,

A. 1. liked; 2. like; 3. will like.

B. 1. liked; 2. likes; 3. will like.

C. 1. played; 2. play; 3. will play.

Lesson 10

A. 1. (No) likes

2. (Yes) is

3. (No) wrecked

4. (Yes) enjoys

5. (No) can do

- B. 1. ran
2. will sing
3. looks like
4. equals
5. ate
6. will eat

UNIT TWO

Lesson 11

A. # 1, 2, 4, & 7 are whole questions.

B. # 3, 5, 6 are not whole questions.

Lesson 12

A. 1, 2, 6: sad faces.

3, 4, 5, 7: happy faces.

Lesson 13

A. 1 (Jeremy), 5 (Lateesha),
8 (Tyrone) >> person.

2 (Y. Park), 3 (Canada) >> place.

4 (VCR), 6 (pizza), 7 (car) >> thing.

Lesson 14

- A. 1. Dad, eggs, lunch
2. Ms. Lansdowne, students,
homework

3. Joe, game, Internet
4. Brittany, Brooklyn, shoes
5. bands, Seattle
6. Mr. Tachito, car
7. grandpa, game
8. Mrs. Pewters, fries, gravy
9. Alex, tree, house
10. mom, clothes, school.

Lesson 16

- A. 1. Tuesday, July 4
2. Wednesday, December 30
3. February 22, 1732
4. 12:01 p.m., November 22, 1963
5. Saturday, January 1, 1900
6. Saturday, January 1, 2000
7. Tuesday, August 26, 1979
8. 9:30 a.m., Friday, June 2
9. July 20, 1969
10. July, 1999.

Lesson 17

- A. 1. Lincoln, Nebraska
2. Versailles, France
3. Calgary, Alberta,
Canada
4. Disneyworld, Orlando, Florida
5. 24 Goldfish Crescent,
Nome, Alaska
6. The Steakhouse, 212 Norton
Street, Laredo
7. Vancouver, Canada
8. Apartment 32B,
59 Jefferson Avenue
9. Unit 10-D, 46 Appletree Lane,
Butte, Montana
10. 22 Delaware Street,
Washington, D.C.

Lesson 18

- A. 1. big, fluffy, and warm
2. Billy-Bob, Bubba-Joe,
and Buddy-Boy
3. graceful, agile, and flexible
4. strong, tough, and fast
5. Reading, Writing, and Arithmetic
6. long, thick, and brown
7. the Blue Jays, the Cowboys,
and the Lakers
8. Thursday, Friday,
and Saturday.

Lesson 20

- A. Fair: 1, 3, 4.
Foul: 2, 5, 6

UNIT THREE

Lesson 21

- A. 1. airplanes
2. cats 3. cakes
4. books 5. sisters
6. games 7. friends
8. donuts 9. malls.

B. 1. buses

2. passes 3. dishes
4. dresses 5. batches
6. churches 7. boxes
8. faxes 9. buzzes.

C. 1. men

2. women 3. mice
4. candies 5. halves
6. feet 7. teeth
8. geese 9. children.

Lesson 22

- A. 1. child's 2. toy's
3. house's 4. cookie's
5. woman's 6. guy's
7. supermodel's 8. sandal's
9. goose's 10. father's
11. foot's 12. neighbor's
13. flower's 14. doctor's
15. teddy bear's 16. knee's
17. girl's 18. teacher's

Lesson 23

- A. 1. children's
2. toys'
3. houses'
4. cookies'
5. women's
6. boys'
7. supermodels'
8. sandals'
9. geese's
10. parents'
11. feet's
12. neighbors'
13. flowers'
14. doctors'
15. teddy bears'
16. knees'
17. girls'
18. teachers'

Lesson 24

- A. 1a. That is his Walkman
1b. That Walkman is his.
2a. The party was her idea.
2b. The idea for the party was hers.

- B. 1a. your; b. yours.
2a. their; b. theirs.

Lesson 25

- A. 1. Someone/Somebody.
2. No one/Nobody.
3. anyone/anybody.
B. 1. no one's/nobody's
2. someone's/somebody's
3. anyone's/anybody's.

Lesson 26

- A. their; They; their; them; they;
they; Their; No one's/Nobody's;
my; you; your; it; him.
B. you; my; her; someone/somebody;
my; mine; it.

Lesson 27

- A. The Wizard of Oz;
Batman Returns;
How the Grinch Stole Christmas;
Star Wars: Return of the Jedi

- C. Anne of Green Gables;
Wonderbaby and the Flying Bathroom;
The Wind in the Willows;
The Magic Schoolbus;
Pippi Longstocking.

Lesson 28

- A. 1. Freddy, do you know. . . ?
2. Well, did you look . . . ?
3. Yes, and it isn't there.
4. I'll bet you . . . your ear again,
Sally, and then forgot about it.
5. No, I don't think I did. . . .
6. Well, maybe you should check.
7. Fine, Freddy, I will.
8. Oh, there it is!
9. Thank you, Freddy.
10. You're welcome, Sally.

Lesson 30

- A. 1. Jimmy's; trophies
2. sisters; dogs
3. children's; movies
4. friends'; bikes: bells

- B. 1(a) her; 1(b) hers
2(a) their; 2(b) theirs

- C. 1(a) your; 1(b) yours
2(a) our; 2(b) ours

UNIT FOUR

Lesson 31

- A. 1. knows
2. is

3. am eating
4. looks
5. was talking
6. learned
7. is planning

Lesson 32

- A. 1. will be swimming
2. has been preparing
3. has been bungee-jumping
4. will travel
5. have been spying
6. has downloaded.

Lesson 33

- A. 1. blue, heavy
2. yucky
3. cute
4. breezy, sunny, and warm
5. Spotted, beautiful
6. short, plaid, green and red
7. intelligent
8. tall, quick, and excellent.
9. Canadian; wild and crazy

- B. 1. soft, furry, cute,
and cuddly (or soft, furry,
cuddly, and cute)
2. small, ugly, orange.

Lesson 34

- A. 1. dances; shiny, red
2. has; curly, black
3. are; sweet, crunchy
4. is; kind, pretty
5. wears; soft, blue
6. change, fall; red, yellow
7. combed, washed;
clean, tangled, dirty
8. poured; cold, warm
9. watered, fed; dry, hungry
10. tripped, wished, had
(never) left; soft, cozy.

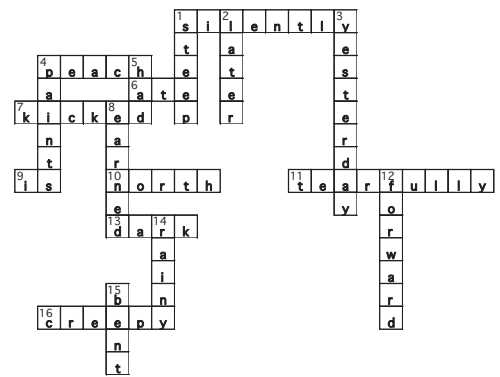
Lesson 37

- A. 1. Wasn't (or Isn't)
2. isn't
3. don't
4. doesn't
5. aren't
6. hasn't
7. didn't.

Lesson 38

- A. I'm; She's; You're; He's;
You've; it's; they've;
you're; you're; I'm;
I'm; You're; we've.

Lesson 39



- A. 1. wears; new, gray
2. has; straight, black ;
has; curly, red
3. was washing; dirty;
was looking; dry
4. will be dancing;
shiny, pointed, silver
5. new; is; fast, light, colorful

- C. 1. I am; she is
2. have not; they have
3. We have; will not.

UNIT FIVE

Lesson 41

- A. 1, 3, 5, 8, 9 >>
exclamation points
2, 7 >> periods
4, 6 >> question marks

Lesson 42

- B. Dear; Jennifer. . . .
Thank (you). . . .
The (rash). . . .
Unfortunately, I. . . .
Lake Parleton. . . .
I (remember)
However. . . .
(after) I (got hit). . . .
Please (write). . . .
I (hope)...; I (don't think) I'll...
. . . Camp Linguino. It. . . .
Your (friend), Kelly Blackett.

Lesson 45

- 1, 3, 4, 7, 9 >> I
2, 5, 6, 8 >> me

Lesson 46

- 1, 2, 5, 6, 7, 10 >> D.Q.
3, 4, 8, 9 >> I.Q.

Copyright © 2000 FULL BLAST Productions

IN CANADA

IN THE UNITED STATES

FB Productions
Box 408
Virgil, Ontario
L0S 1T0

FB Productions
Box 1297
Lewiston, New York 14092-8297

Photocopying rights are granted to the individual teacher or the single school purchasing the materials. A copy of this book purchased by an individual teacher is that teacher's property and can travel with her from school to school. A single copy of this book may not be kept at a resource center and used to service several schools. To be entitled to copy this book, a teacher in the school or the school itself must own an original copy.
Please respect copyright.

Canadian Cataloguing in Publication Data

Kooistra, John Peter, 1953-
The power drill grammar book

ISBN 1-895451-35-3

1. English Language -- Grammar -- Problems, exercises, etc. -- Juvenile literature.

I. Kooistra, Alison, 1979- .

II. DiSimone, Cynthia, 1959- . III. Title.

PE1112.K664 1999 428.2' 076 C00-930049-X

Illustrations by Cynthia DiSimone

Printed in Canada.

ISBN 1-895451-35-3